








# Primary Campus Accounts & Services




## Campus Access Card

	<p>You will use the Campus Access Card for campus building access and for a variety of on- and off-campus services. For a complete description of available services, please visit the Campus Card Office website. NOTE: The lower left hand corner of this card indicates your RIN (Rensselaer Identification Number).</p>
	<p>To obtain your Campus Access Card, go to the Campus Card Office in the Rensselaer Union, Room 1502. Bring legal photo identification that includes your full legal name and date of birth (example of legal identification: driver's license or passport) plus your RIN assigned by Rensselaer. If you have had a previous card with Rensselaer you must bring your last issued card with you to avoid a replacement fee</p>
	<p><b>Due to COVID-19, the campus card office is not open to students at this time. Please visit the link below for information regarding how to obtain your Campus Access Card.</b></p> <p>For assistance, contact the Campus Card Office: 518-276-6670 or <a href="mailto:campuscard@rpi.edu">campuscard@rpi.edu</a> You can also check the OGE Website <a href="#">here</a> for updates about how to obtain your Campus Access Card.</p>

## RIN (Rensselaer Identification Number)



	<p>You will use your RIN to access the SIS (Student Information System). The RIN is a nine digit number beginning with 66.</p>
	<p>To locate your RIN, see the bottom, left-hand corner of your Campus Access Card. The RIN is also listed on the Graduate Enrollment Checklist (enclosed with your admissions letter). In addition, international students can see their RIN listed on the documentation that accompanies the I-20.</p>

## SIS (Student Information System) Account




	<p>You will use this self-service system to maintain many of your personal records, such as registration information, financial aid information, etc. NOTE: The RPIAlert System uses information from this account to notify the campus of emergency situations. If you change your contact information, please update this account immediately.</p>
	<p>To access your SIS Account, visit <a href="http://sis.rpi.edu">sis.rpi.edu</a>. In the UserID field, enter your RIN (not your RCS UserID). In the PIN field, enter your date of birth (MMDDYY). Once in your account, you should create a new password.</p>
	<p>For assistance, contact the Registrar's Office at 518-276-6231 or <a href="mailto:registrar@rpi.edu">registrar@rpi.edu</a></p> <ul style="list-style-type: none"> <li>• In the subject line, type: ID PROBLEM</li> <li>• In the body of the email, include your RIN</li> </ul>






## RCS (Rensselaer Computing System) Account

<p><b>Example:</b> smithj58</p>	<p>You will use your RCS Account to access the campus network including printers, Internet, email, and RPI LMS (Learning Management System). Your RCS UserID will be the first five letters of your last name followed by the first letter of your first name; however, if this sequence is already in use, one or two digits will follow.</p>
	<p>To retrieve your RCS User ID and activate your RCS Account, go to the Voorhees Computing Center (VCC) and bring your Campus Access Card; or, email your request to <a href="mailto:helpdesk@rpi.edu">helpdesk@rpi.edu</a> including your full name and RIN. They will respond, providing a 16 digit PIN and instructions on retrieving your RCS UserID and temporary password.</p>
	<p>For assistance, please visit the DotCIO website at <a href="https://support.rpi.edu">https://support.rpi.edu</a> to review helpful tips, announcements, submit an online request and see current help desk hours of availability.</p>

## Email




	<p>Registered students have email accounts in the form of 'RCS userid'@rpi.edu (e.g. smithj58@rpi.edu). You can use any client you like to check your RPI email, or our webmail client. Important notices are sent via email, so please check this regularly.</p>
	<p>To access your Webmail account, visit <a href="http://webmail.rpi.edu">webmail.rpi.edu</a>. In the RCS ID field, enter your RCS UserID. In the Password field, enter your RCS password. NOTE: Never share your password. RPI will never ask you to reveal your password via email or by phone.</p>
	<p>For assistance, please visit the DotCIO website at <a href="https://support.rpi.edu">https://support.rpi.edu</a> to review helpful tips, announcements, submit an online request and see current help desk hours of availability.</p>

## LMS (Learning Management System) Account




 <p>Course Content</p>	<p>You may use the RPI LMS to access course communications, announcements, resources, etc. Your instructors may or may not use this service. The LMS is sometimes referred to as Blackboard, which is the current LMS product used by RPI.</p>
	<p>To access your LMS Account, visit <a href="http://lms.rpi.edu">lms.rpi.edu</a>. In the RCS ID field, enter your RCS UserID (e.g. smithj58). In the Password field, enter your RCS password.</p>
	<p>For assistance, contact the LMS Consultants by submitting a Problem Report at <a href="http://webforms.rpi.edu/lms-problem-report">webforms.rpi.edu/lms-problem-report</a> or email <a href="mailto:lmsupport@rpi.edu">lmsupport@rpi.edu</a>.</p>





## Parking and Transportation

	<p>Although not required, parking permits are available to purchase. Commuter students have the option to park in North Lot, the Parking Garage or in B Lot. The Rensselaer shuttle services provides transportation on and around campus, including a weekend/late-night shuttle to and from Rensselaer campus to downtown Troy locations.</p>
	<p>Due to COVID-19, the Parking and Transportation Services Office is not open to students at this time. Please contact them at the link below with any questions.</p>
	<p>For assistance, contact Auxiliary, Parking, and Transportation Services at <a href="mailto:parking@rpi.edu">parking@rpi.edu</a> or 518-276-6616</p> <ul style="list-style-type: none"> <li>• <a href="https://info.rpi.edu/parking-and-transportation">https://info.rpi.edu/parking-and-transportation</a></li> </ul>

## Disability Services and Accommodations

	<p>The Office of Disability Services for Students (DSS) obtains and files all disability-related documentation and makes assessments about service eligibility, reasonable accommodations, and support services to allow all students equal access at RPI.</p>
	<p>For information on accommodations and support visit the Office of Disability Services for Students, located in Academy Hall (on the corner of 15<sup>th</sup> Street and College Avenue), 4<sup>th</sup> Floor, Suite 4226. Please note: Due to COVID-19, this office is not open to students at this time. Check the website below for further information.</p>
	<p>For assistance contact Disability Services for Students at <a href="mailto:dss@rpi.edu">dss@rpi.edu</a></p> <ul style="list-style-type: none"> <li>• <a href="https://studenthealth.rpi.edu/disabilityservices">https://studenthealth.rpi.edu/disabilityservices</a></li> <li>• 518-276-8197</li> <li>• Monday – Friday from 8:30 am – 5:00 pm</li> </ul>

## Campus Safety and Emergency Services

	<p>Campus Safety provides 24-hour service and response on campus. This includes campus patrolling, escort services for students walking alone at night, safety training, emergency call boxes throughout the campus, and the RPIAlert system. As always, in the event of any emergency, you can dial 911 from any phone.</p>
	<p>For more information on campus safety and safety training, visit: <a href="http://www.rpi.edu/dept/public_safety">www.rpi.edu/dept/public_safety</a></p> <ul style="list-style-type: none"> <li>• On-campus emergencies: 518-276-6611, or ext. 6611 from any campus phone</li> <li>• Non-emergency and safety escorts: 518-276-6656</li> <li>• Incidents off-campus, the Troy Police Department: 518-270-4411</li> <li>• Info Line (for closings and delays): 518-276-6600</li> </ul>